



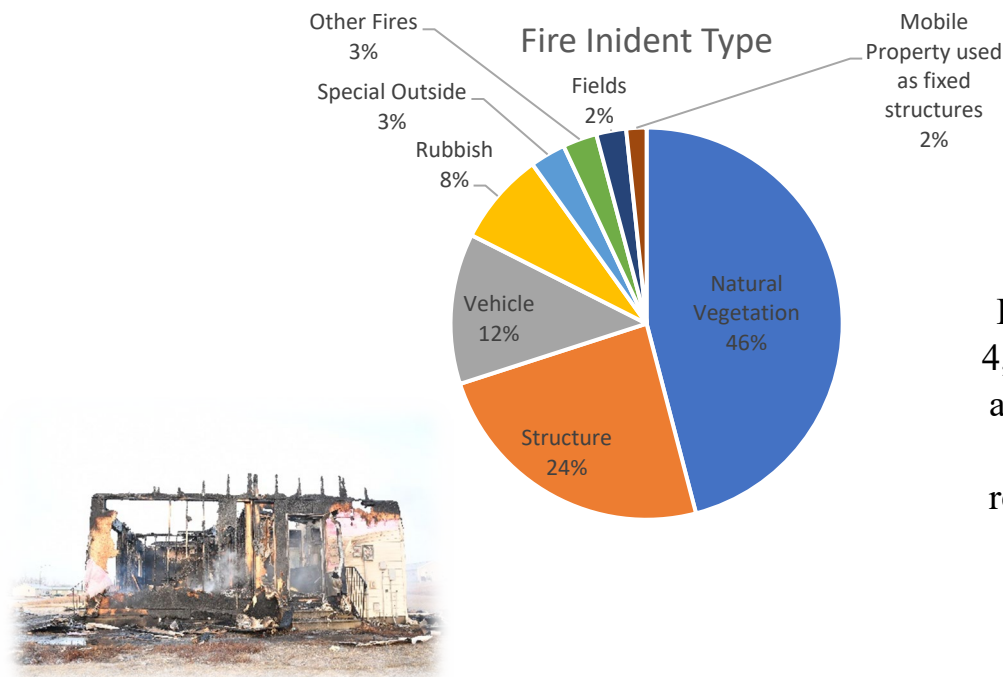
**North Dakota Office of the Attorney General**  
**State Fire Marshal's Division**  
**2021 Fire Report**  
**State Fire Marshal**  
**Douglas Nelson**



# 2021 Fire Report Summary.

This report is comprised of statistics compiled by the State Fire Marshal's Office for calendar year 2021. For the year 2021, North Dakota Fire Departments reported 48,407 incidents. The following are the top reported incidents.

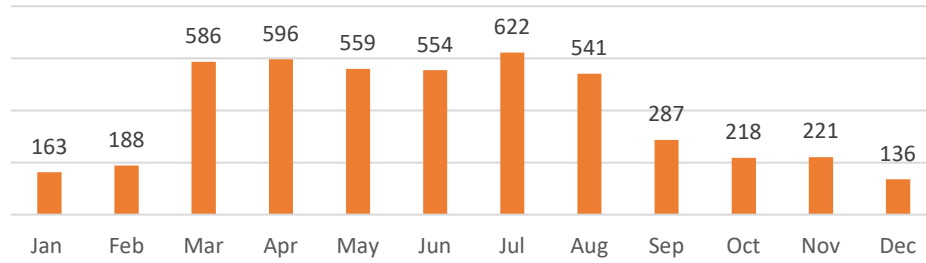
Incident	Total	Percent	Aid Given	Exposures	Grand Total
Rescue / EMS calls	28,981	61.0%	110	0	29,091
False Alarm and False Calls	4,911	10.3%	11	0	4,922
Good intent calls	4,768	10.0%	66	0	4,834
Fires	4,049	8.5%	606	16	4,671
Service Calls	2,735	5.8%	36	0	2,771



Of those incidents, North Dakota Fire Departments reported 4,671 fire incidents. On average, North Dakota Fire Departments responded to 12 fires a day.

Fire Incident Type	Total Incidents	Percent	Aid Given	Exposures	Grand Total
Structure Fires	964	23.8%	154	7	1,125
Mobile property used as fixed structures	71	1.8%	5	2	78
Vehicle Fires	546	13.5%	32	2	580
Natural Vegetation Fires	1,771	43.7%	372	3	2,146
Outside Rubbish Fires	348	8.6%	9	1	358
Special Outside Fires	129	3.2%	8	0	137
Cultivated Vegetation, Crop Fires	101	2.5%	13	1	115
Fires, Other	119	2.9%	13	0	132
<b>Grand Total</b>	<b>4,049</b>	<b>100.0%</b>	<b>606</b>	<b>16</b>	<b>4,671</b>

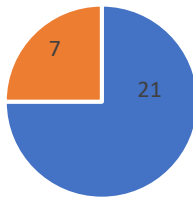
## 2021 Fires by Month



Dollar Loss attributed to fire in 2021	<b>\$44,363,712</b>
On average this resulted in...	
Fire loss per day	\$121,544
Fire loss per hour	\$5,064
Fire loss per resident	\$57

### Of these fires that were reported...

- 7 Civilians lost their lives due to fire.
- 21 Civilians were injured.



In 2021, 268 Fire Department /Districts reported incidents. This is an increase of 27 departments/districts reporting. That is an 11.2% increase from 2020.

## Top 5 reported in 2021

Type of Structures where fire Occurred		Types of Fire		Location of Origin		Heat Sources	
1 or 2 Family Dwellings	344	Natural Vegetation	2133	Open area	683	Spark/ember/flame from operating Equip.	265
Multifamily Dwellings	212	Structure Fires	1195	Undetermined	548	Hot Ember or Ash	254
Other Residential	109	Vehicle Fires	581	Outside Area	488	Radiated/Conducted heat from operating Equip.	239
Mobile Homes	34	Outside/Rubbish	494	Engine area running gear/wheel	254	Arcing	197
Hotel/Motel	20	Unidentified	133	Cooking/Kitchen	199	Heat from Power Equip.	117

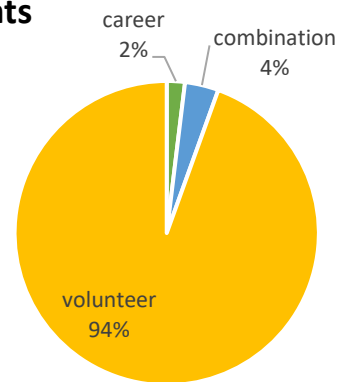
# North Dakota

## Fire Department Information

In 2021, 341 Fire Departments were reporting to meet the Insurance Service Office Public Protection Classification rating or 9 or better.

Total number of certified departments in North Dakota is 363.

### Type of Fire Departments



North Dakota has 7,099 Active firefighters.

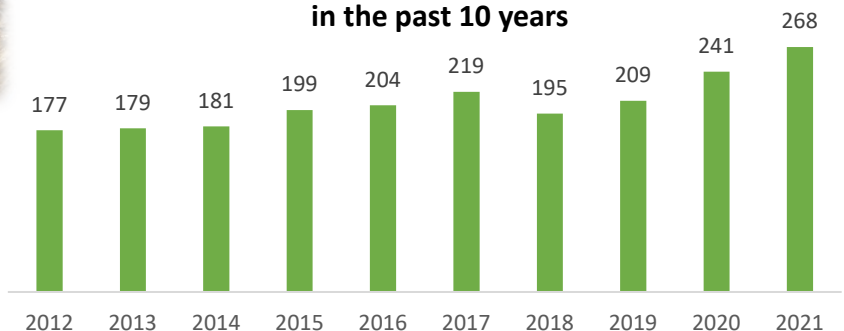
Of those 6,943 FF are Volunteer/paid on-call. 636 FF are full-time.

2021 reported that 254 firefighter positions are vacant.

In 2021, Fire Departments reported 143 Departments have minimum training or certification standard requirements.

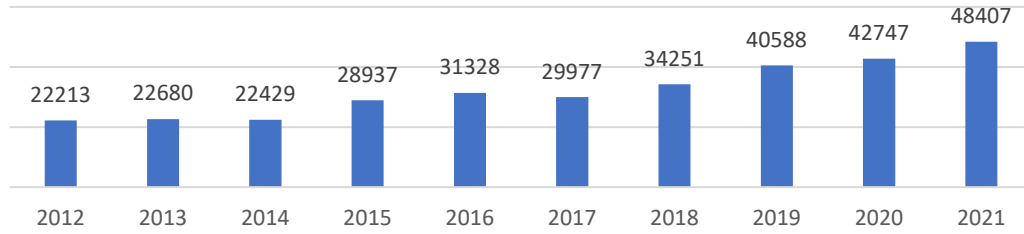


### Number of Reporting Fire Departments in the past 10 years

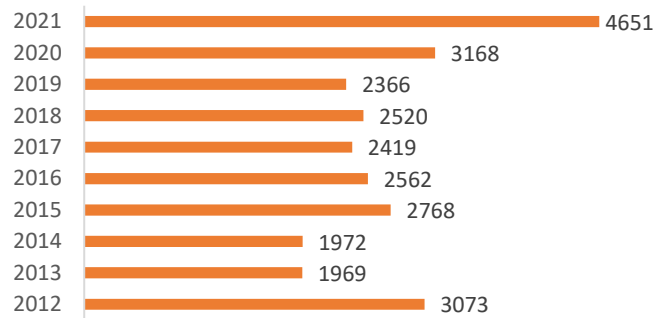


# 10 Year Trends

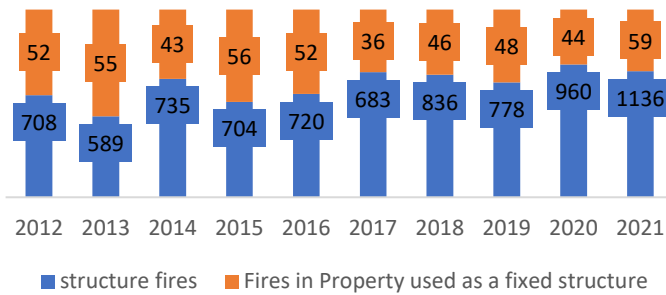
Total Incidents reported



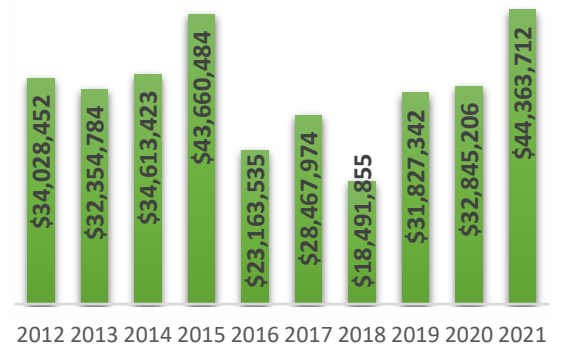
Fires



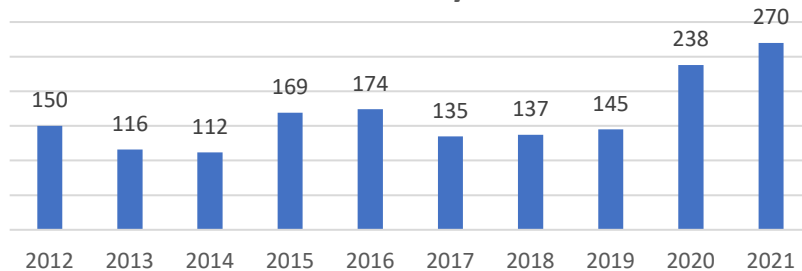
Structure Fires



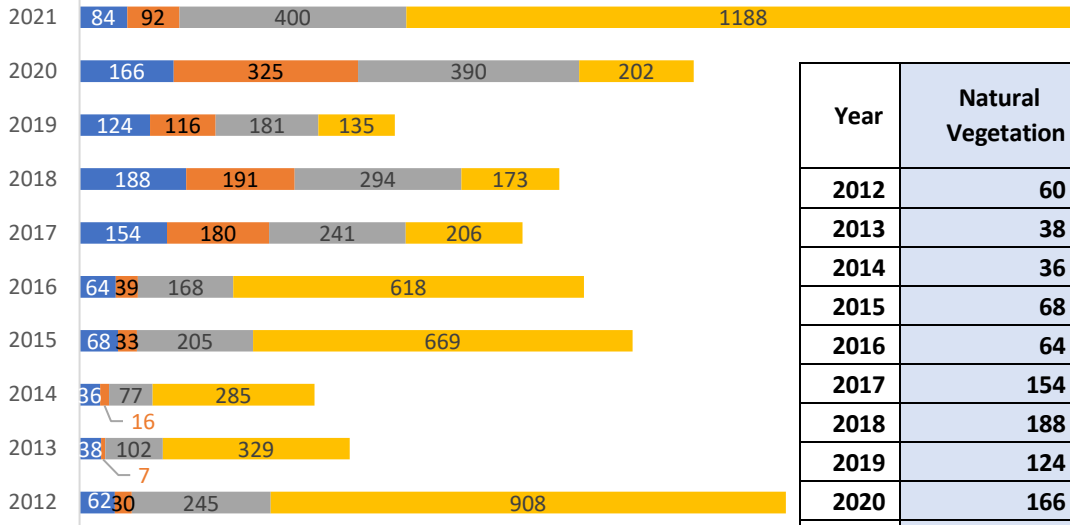
Dollar Loss due to Fire



Intentionally Set Fires



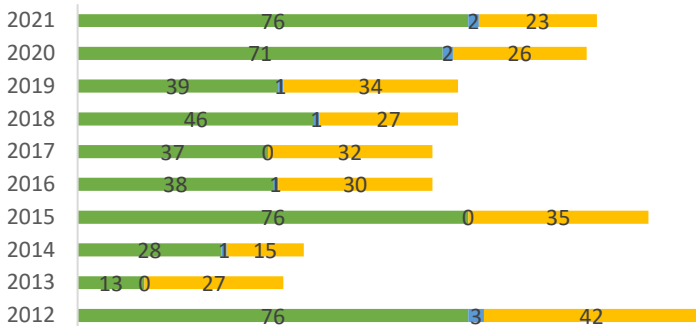
## Natural Vegetation Fires



Year	Natural Vegetation	Forest, Woods, Wildland	Brush	Grass
2012	60	30	245	908
2013	38	7	102	329
2014	36	16	77	285
2015	68	33	205	669
2016	64	39	168	618
2017	154	180	241	206
2018	188	191	294	173
2019	124	116	181	135
2020	166	325	390	202
2021	84	92	400	1188



## Cultivated Vegetation and Crop Fires



Year	Cultivated grain or crop	Cultivated trees or nursery stock fire	Cultivated vegetation, crop fire, other
2012	76	3	42
2013	13	0	27
2014	28	1	15
2015	76	0	35
2016	38	1	30
2017	37	0	32
2018	46	1	27
2019	39	1	34
2020	71	2	26
2021	76	2	23



100: Fire, 200: Over Pressure/Explosion/Overheart (No Fire), 300: EMS Incidents, 400: Hazardous Condition (No Fire), 500: Service Call, 600: Good Intent Call, 700: False Alarm and False Call, 800: Severe Weather and Natural Disaster, 900: Special Incident Type. UUU- Undetermined, NA Not available

## Barnes County

02270	Oriska Fire Department	0	0	0	0	0	0	0	0	0	0	0	0
02300	Rogers Fire Department	0	0	0	0	0	0	0	0	0	0	0	0
02312	Sanborn Fire Department	0	0	1	0	0	0	1	0	0	0	0	2
02313	Sanborn Rural Fire Prot	0	0	3	0	0	0	0	0	0	0	0	3
02323	Sibley Fire Department	0	0	0	0	0	0	0	0	0	0	1	1
02356	Valley City Fire Department	13	1	27	13	15	17	40	0	2	0	0	128
02357	Valley City Rural Fire	19	0	0	0	0	4	0	0	0	0	0	23
02381	Wimbledon Fire Prot District	3	0	8	0	0	1	0	0	0	0	0	12

## Benson County

FDID	Fire Department	100	200	300	400	500	600	700	800	900	UUU	N/A	Total
03106	Esmond Rural Fire Prot District	17	0	0	0	0	0	0	0	0	0	0	17
03201	Leeds Rural Fire Prot District	13	0	2	1	0	0	0	0	0	0	0	16
03212	Maddock Fire Prot District	10	0	1	0	0	0	0	0	0	0	0	11
03236	Minnewaukan Rural Fire Prot	22	0	1	0	0	0	1	0	17	0	0	41
03267	Oberon Fire Department	0	0	0	0	0	0	0	0	0	0	0	0
03268	Oberon Rural Fire Department	0	0	0	0	0	0	0	0	0	0	0	0
03395	Spirit Lake Fire Department	3	0	0	0	0	0	0	0	0	0	0	3
03367	Warwick Rural Fire Protection	43	0	3	1	0	1	2	0	0	0	0	50

## Billings County

FDID	Fire Department	100	200	300	400	500	600	700	800	900	UUU	N/A	Total
04026	Billings County Rural Fire Prot	51	0	27	0	0	18	6	0	1	0	0	103
04229	Medora Fire Department	16	0	2	0	1	2	2	1	0	0	0	24







# Cass County

100: Fire, 200: Over Pressure/Explosion/Overheart (No Fire), 300: EMS Incidents, 400: Hazardous Condition (No Fire), 500: Service Call, 600: Good Intent Call, 700: False Alarm and False Call, 800: Severe Weather and Natural Disaster, 900: Special Incident Type. UUU- Undetermined, NA Not available

FDID	Fire Department	100	200	300	400	500	600	700	800	900	UUU	N/A	Total
09005	Alice Rural Fire District	0	0	0	0	0	0	0	0	0	0	0	0
09013	Argusville Fire Prot District	5	0	2	0	0	1	0	0	1	0	0	9
09015	Arthur Rural Fire Protection	0	0	0	0	0	0	0	0	0	0	1	1
09040	Buffalo Fire Prot District	0	0	0	0	0	0	0	0	0	0	0	0
09052	Casselton Fire Department	39	0	18	12	3	38	8	0	1	0	0	119
09053	Casselton Rural Fire	0	0	0	0	0	0	0	0	0	0	0	0
09072	Davenport Rural Fire Prot	0	0	0	0	0	0	0	0	0	0	0	0
09105	Erie Volunteer Fire	0	0	0	0	0	0	0	0	0	0	0	0
09109	Fargo Fire Department	248	24	7,636	622	1,407	1,673	1,444	2	101	0	1	13,158
09142	Grandin Rural Fire Prot District	0	0	0	0	0	0	0	0	0	0	0	0
09156	Harwood Area Fire & Rescue,	8	0	8	0	0	2	0	0	0	0	0	18
09390	Hector International Airport	0	0	4	13	0	0	0	0	0	0	2	19
09172	Horace Rural Fire Prot District	11	0	42	5	0	11	3	0	0	0	0	72
09174	Hunter Volunteer Fire	1	0	1	0	0	0	0	0	0	0	0	2
09185	Kindred Community & Rural	24	0	11	8	0	5	3	0	0	0	0	51
09186	Kindred Fire Department	0	0	0	0	0	0	0	0	0	0	0	0
09204	Leonard Fire Prot District	7	0	5	0	0	1	0	0	0	0	0	13
09216	Mapleton Fire Department	5	0	0	2	1	5	1	0	0	0	0	14
09273	Page Fire Prot District	0	0	0	0	0	0	0	0	0	0	0	0
09348	Tower City Rural Fire Prot	4	0	3	1	0	0	3	0	0	0	0	11
09372	West Fargo Fire Department	52	1	1,412	62	197	376	198	0	4	0	0	2,302
09373	West Fargo Rural Fire	20	1	6	3	0	11	5	0	0	0	0	46

# Cavalier County

100: Fire, 200: Over Pressure/Explosion/Overheart (No Fire), 300: EMS Incidents, 400: Hazardous Condition (No Fire), 500: Service Call, 600: Good Intent Call, 700: False Alarm and False Call, 800: Severe Weather and Natural Disaster, 900: Special Incident Type. UUU- Undetermined, NA Not available

FDID	Fire Department	100	200	300	400	500	600	700	800	900	UUU	N/A	Total
10045	Calvin Fire Prot District	0	0	0	0	0	0	0	0	0	0	0	0
10153	Hannah Fire Prot District	1	0	0	0	0	0	0	0	0	0	0	1
10194	Langdon Fire Department	2	0	0	0	0	0	1	0	2	0	0	5
10195	Langdon Rural Fire Prot	15	0	6	0	0	0	0	0	0	0	4	25
10234	Milton Rural Fire Prot District	0	0	0	0	0	0	0	0	0	0	1	1
10246	Munich Rural Fire Department	8	0	0	1	0	0	0	0	0	0	0	9
10250	Nekoma Fire Prot District	0	0	0	0	0	0	0	0	0	0	7	7
10271	Osnabrock Fire Department	1	0	0	0	0	0	0	0	11	0	0	12
10272	Osnabrock Rural Fire Prot	1	0	0	0	0	0	0	0	3	0	0	4
10314	Sarles Rural Fire Prot District	3	0	0	0	0	0	0	0	0	0	2	5
10364	Wales Fire Department	2	0	0	0	0	0	0	0	0	0	0	2

# Dickey County

FDID	Fire Department	100	200	300	400	500	600	700	800	900	UUU	N/A	Total
11100	Ellendale Fire Prot District,	20	0	7	2	1	2	4	0	0	0	0	36
11116	Forbes Rural Fire Department	0	0	0	0	0	0	0	0	0	0	0	0
11124	Fullerton Fire Prot District	4	0	0	0	0	0	0	0	0	0	2	6
11266	Oakes Fire Department	26	0	9	0	40	2	2	0	0	0	0	79



## Emmons County

100: Fire, 200: Over Pressure/Explosion/Overheat (No Fire), 300: EMS Incidents, 400: Hazardous Condition (No Fire), 500: Service Call, 600: Good Intent Call, 700: False Alarm and False Call, 800: Severe Weather and Natural Disaster, 900: Special Incident Type. UUU- Undetermined, NA Not available

FDID	Fire Department	100	200	300	400	500	600	700	800	900	UUU	N/A	Total
15038	Braddock Rural Fire	0	0	0	0	0	0	0	0	0	0	0	0
15148	Hague Fire Prot District	2	0	0	0	0	0	0	0	0	0	10	12
15161	Hazelton Fire Prot District	18	0	14	0	0	0	0	0	0	0	0	32
15207	Linton Fire District	19	0	5	1	0	12	2	0	0	0	0	39
15327	Southwest Fire Prot District	0	0	0	0	0	0	0	0	0	0	0	0
15336	Strasburg Fire Prot District	3	0	29	0	0	1	1	0	0	0	0	34

## Foster County

FDID	Fire Department	100	200	300	400	500	600	700	800	900	UUU	N/A	Total
16049	Carrington Fire Department	3	0	10	3	0	6	3	0	0	0	0	25
16050	Carrington Rural Fire	38	0	0	0	1	3	0	0	0	0	0	42
16134	Glenfield Rural Fire Prot	1	0	3	0	0	0	0	0	0	0	6	10
16225	McHenry Rural Fire	0	0	0	0	0	0	0	0	0	0	0	0

## Golden Valley County

FDID	Fire Department	100	200	300	400	500	600	700	800	900	UUU	N/A	Total
17021	Beach Fire Department	3	0	0	5	4	2	3	0	0	0	0	17
17020	Central Rural Fire Prot District	20	0	2	1	3	14	2	0	0	0	0	42
17136	Golva Rural Fire Prot District	22	0	0	0	0	0	0	0	0	0	1	23
17318	Sentinel Rural Fire Prot	14	0	1	0	0	3	1	0	0	0	0	19







# LaMoure County

100: Fire, 200: Over Pressure/Explosion/Overheart (No Fire), 300: EMS Incidents, 400: Hazardous Condition (No Fire), 500: Service Call, 600: Good Intent Call, 700: False Alarm and False Call, 800: Severe Weather and Natural Disaster, 900: Special Incident Type. UUU- Undetermined, NA Not available

FDID	Fire Department	100	200	300	400	500	600	700	800	900	UUU	N/A	Total
23092	Edgeley Fire Department	0	0	0	0	0	0	0	0	0	0	0	0
23093	Edgeley Rural Fire	0	0	0	0	0	0	0	0	0	0	0	0
23178	Jud Rural Fire District	3	0	0	0	0	0	0	0	0	0	7	10
23189	Kulm Volunteer Fire Dept	7	0	2	0	0	0	0	0	0	0	0	9
23192	Lamoure Fire Department	2	0	1	1	0	0	0	0	0	0	0	4
23193	Lamoure Rural Fire	14	0	1	0	0	1	0	0	0	0	0	16
23217	Marion Fire Department	2	0	0	0	0	0	0	0	1	0	0	3
23218	Marion Rural Fire Department	0	0	0	0	0	0	0	0	0	0	0	0
23360	Verona Fire Department	1	0	0	0	0	0	0	0	1	0	1	3
23361	Verona Rural Fire Department	7	0	1	0	0	0	0	0	8	0	0	16

# Logan County

FDID	Fire Department	100	200	300	400	500	600	700	800	900	UUU	N/A	Total
24123	Fredonia Fire Prot District	0	0	0	0	0	0	0	0	0	0	0	0
24125	Gackle Fire Protection District	0	0	6	0	0	0	0	0	0	0	0	6
24203	Lehr Fire District	10	0	1	0	0	1	0	0	0	0	0	12
24248	Napoleon Rural Fire Prot	14	0	2	0	1	1	2	2	3	0	0	25



# McKenzie County

100: Fire, 200: Over Pressure/Explosion/Overheart (No Fire), 300: EMS Incidents, 400: Hazardous Condition (No Fire), 500: Service Call, 600: Good Intent Call, 700: False Alarm and False Call, 800: Severe Weather and Natural Disaster, 900: Special Incident Type. UUU- Undetermined, NA Not available

FDID	Fire Department	100	200	300	400	500	600	700	800	900	UUU	N/A	Total
27004	Alexander Rural Fire Prot	26	0	2	0	1	1	4	0	1	0	0	35
27014	Arnegard Fire Prot District	19	0	48	1	0	13	0	0	0	0	0	81
27144	Grassy Butte Rural Fire Prot	2	0	0	0	0	0	0	0	0	0	1	3
27173	Horse Creek Fire Protection	0	0	0	0	0	0	0	0	0	0	0	0
27397	Mandaree Fire Protection	0	0	1	0	0	0	0	0	0	0	0	1
27226	McKenzie County Rural Fire	44	1	40	3	0	15	0	0	0	0	0	103
27396	Sioux-Yellowstone Rural Fire	0	0	0	0	0	0	0	0	0	0	0	0
27370	Watford City Volunteer Fire	77	4	28	6	5	46	56	0	1	0	0	223

# McLean County North

FDID	Fire Department	100	200	300	400	500	600	700	800	900	UUU	N/A	Total
28043	Butte Rural Fire Prot District	5	0	3	1	0	0	0	0	0	0	4	13
28128	Garrison Fire Department	0	0	3	0	0	0	0	0	0	0	0	3
28129	Garrison Rural Fire Prot	33	0	13	2	1	3	2	1	0	0	0	55
28220	Max Rural Fire Prot District	22	0	19	0	0	3	1	0	0	0	0	45

# McLean County South

FDID	Fire Department	100	200	300	400	500	600	700	800	900	UUU	N/A	Total
28230	Mercer Rural Fire Prot District	8	0	17	0	5	4	0	0	4	0	0	38
28297	Riverdale Fire Department	0	0	0	0	0	0	0	0	0	0	0	0
28352	Turtle Lake Rural Fire Prot	6	0	0	0	0	1	0	0	0	0	0	7
28354	Underwood Fire Prot District	16	0	7	1	0	2	0	0	0	0	0	26
28368	Washburn Fire Department	9	0	5	1	1	1	1	0	0	0	0	18
28369	Washburn Rural Fire Prot	0	0	0	0	0	0	0	0	0	0	0	0
28380	Wilton Fire Prot District	16	0	43	1	1	1	0	0	0	0	0	62

# Mercer County

100: Fire, 200: Over Pressure/Explosion/Overheart (No Fire), 300: EMS Incidents, 400: Hazardous Condition (No Fire), 500: Service Call, 600: Good Intent Call, 700: False Alarm and False Call, 800: Severe Weather and Natural Disaster, 900: Special Incident Type. UUU- Undetermined, NA Not available

FDID	Fire Department	100	200	300	400	500	600	700	800	900	UUU	N/A	Total
29025	Beulah Fire Prot District	30	0	9	5	3	6	7	0	0	0	0	60
29135	Golden Valley Rural Fire Prot	10	0	1	0	0	0	0	0	0	0	0	11
29162	Hazen Fire Department	12	0	22	1	7	10	1	0	0	0	0	53
29163	Hazen Rural Fire Department	16	0	0	0	0	4	0	0	0	0	0	20
29282	Pick City Municipal Fire	5	0	0	0	0	0	0	0	0	0	0	5
29330	Stanton City Volunteer Fire	0	0	0	0	0	0	0	0	0	0	2	2
29331	Stanton Rural Fire Prot District	5	0	0	0	0	0	0	0	0	0	2	7
29388	Zap Rural Fire Prot District	14	0	4	0	1	0	0	0	0	0	1	20

# Morton County

FDID	Fire Department	100	200	300	400	500	600	700	800	900	UUU	N/A	Total
30006	Almont Rural Fire District	6	0	0	0	0	1	0	0	0	0	0	7
30114	Flasher Rural Fire Prot District	18	0	5	0	0	1	2	0	0	0	0	26
30132	Glen Ullin Fire Prot District	25	0	10	2	0	0	11	0	0	0	0	48
30165	Hebron Fire Prot District	12	0	18	0	2	4	0	0	0	0	0	36
30213	Mandan Fire Department	85	2	2,027	52	56	194	139	0	3	0	0	2,558
30214	Mandan Rural Fire Prot District	37	0	13	0	2	40	3	0	0	0	0	95
30256	New Salem Fire Prot District	27	1	9	3	0	2	3	1	0	0	0	46

# Mountrail County

100: Fire, 200: Over Pressure/Explosion/Overheart (No Fire), 300: EMS Incidents, 400: Hazardous Condition (No Fire), 500: Service Call, 600: Good Intent Call, 700: False Alarm and False Call, 800: Severe Weather and Natural Disaster, 900: Special Incident Type. UUU- Undetermined, NA Not available

FDID	Fire Department	100	200	300	400	500	600	700	800	900	UUU	N/A	Total
31257	New Town Fire Department	6	0	4	5	8	8	9	0	37	0	0	77
31258	New Town Rural Fire Prot	65	0	24	2	4	18	2	0	3	0	0	118
31276	Parshall Rural Fire Prot District	0	0	0	0	0	0	0	0	0	0	0	0
31285	Plaza Fire Prot District	6	0	0	0	0	0	0	0	0	0	0	6
31328	Stanley Fire Department	7	0	2	1	0	3	2	0	0	0	0	15
31329	Stanley Rural Fire Prot District	56	1	8	3	1	1	1	0	0	0	0	71

# Nelson County

FDID	Fire Department	100	200	300	400	500	600	700	800	900	UUU	N/A	Total
32010	Aneta Fire Prot District	6	0	2	0	3	1	0	0	0	0	0	12
32071	Dahlen Rural Fire Department	0	0	0	0	0	0	0	0	0	0	1	1
32191	Lakota Fire Prot District	15	0	4	0	1	11	6	0	0	0	0	37
32227	McVille Fire Prot District	5	0	2	0	0	0	0	0	0	0	0	7
32390	Michigan Fire Department	0	0	0	0	0	0	0	0	0	0	0	0
32232	Michigan-Whitman Rural Fire	1	0	1	0	0	1	0	0	0	0	0	3
32277	Pekin Fire Prot District	6	0	2	0	0	0	0	0	0	0	2	10
32279	Petersburg Fire Prot District	0	0	0	0	0	0	0	0	0	0	0	0
32347	Tolna Rural Fire Prot District	9	0	0	0	0	1	0	0	0	0	0	10



## Ramsey County

100: Fire, 200: Over Pressure/Explosion/Overheart (No Fire), 300: EMS Incidents, 400: Hazardous Condition (No Fire), 500: Service Call, 600: Good Intent Call, 700: False Alarm and False Call, 800: Severe Weather and Natural Disaster, 900: Special Incident Type. UUU- Undetermined, NA Not available

FDID	Fire Department	100	200	300	400	500	600	700	800	900	UUU	N/A	Total
36039	Brocket-Lawton Fire Prot	0	0	0	0	0	0	0	0	0	0	0	0
36078	Devils Lake Fire Department	29	1	42	24	66	21	56	0	8	0	0	247
36079	Devils Lake Rural Fire Dept	66	2	28	3	5	10	4	0	1	0	0	119
36096	Edmore Rural Fire Department	0	0	0	0	0	0	0	0	0	0	0	0
36095	Edmore Volunteer Fire	1	0	0	0	0	0	0	0	0	0	0	1
36150	Hampden Fire Department	0	0	0	0	0	0	0	0	0	0	0	0
36332	Starkweather Fire Prot District	0	0	0	0	0	0	0	0	0	0	0	0

## Ransom County

FDID	Fire Department	100	200	300	400	500	600	700	800	900	UUU	N/A	Total
37103	Enderlin Rural Fire Protection	7	0	4	1	0	1	1	0	0	0	0	14
37120	Fort Ransom Rural fire	7	0	15	1	1	0	0	1	0	0	0	25
37208	Lisbon Fire Department	2	0	2	1	4	13	0	0	0	0	0	22
37209	Lisbon Rural Fire Prot District	17	0	5	0	0	8	1	0	0	0	0	31

## Renville County

FDID	Fire Department	100	200	300	400	500	600	700	800	900	UUU	N/A	Total
38133	Glenburn Rural Fire Prot	13	0	32	0	1	7	1	0	0	0	0	54
38240	Mohall Fire Department	17	0	10	1	0	0	1	0	0	0	0	29
38241	Mohall Rural Fire Prot District	0	0	0	0	0	0	0	0	0	0	0	0
38320	Sherwood Fire District	0	0	0	0	0	0	0	0	0	0	0	0
38346	Tolley Fire Department	6	0	2	1	0	0	0	0	1	0	0	10

















# Williams County

100: Fire, 200: Over Pressure/Explosion/Overheart (No Fire), 300: EMS Incidents, 400: Hazardous Condition (No Fire), 500: Service Call, 600: Good Intent Call, 700: False Alarm and False Call, 800: Severe Weather and Natural Disaster, 900: Special Incident Type. UUU- Undetermined, NA Not available

FDID	Fire Department	100	200	300	400	500	600	700	800	900	UUU	N/A	Total
53003	Alamo Rural Fire Prot District	28	0	14	3	0	0	0	0	0	0	1	46
53104	Epping Rural Fire Prot District	0	0	3	0	0	0	0	0	0	0	0	3
53146	Grenora Rural Fire Prot	0	0	0	0	0	0	0	0	0	0	0	0
53290	Ray Fire Prot District	14	0	15	5	1	5	0	0	3	0	1	44
53344	Tioga Fire Department	6	0	1	4	0	4	12	0	0	0	0	27
53345	Tioga Rural fire Department	34	0	14	2	0	6	1	0	0	0	0	57
53351	Trenton Volunteer Fire	0	0	0	0	0	0	0	0	0	0	0	0
53375	Wildrose Fire Prot District	0	0	1	0	0	1	0	0	0	0	0	2
53376	Williston Fire Department	87	4	3,601	79	154	128	369	0	15	0	0	4,437
53377	Williston Rural Fire Prot	61	3	60	2	2	79	29	1	0	0	0	237
<b>Grand Totals:</b>		<b>4,666</b>	<b>78</b>	<b>28,983</b>	<b>1,705</b>	<b>2,761</b>	<b>4,818</b>	<b>4,884</b>	<b>27</b>	<b>276</b>	<b>143</b>	<b>0</b>	<b>48,341</b>